



THE POWER COMPANY

www.sznajder.eu

95
AÑOS
ANIVERSARIO



SZNAJDER
BATTERIEN®

CATALOGO DE PRODUCTO
2020/2021



Estimado Cliente,

En todo el mundo existen muchos productores de baterías de plomo-ácido y por esta razón es difícil encontrar la adecuada.

Si nos considerara como un proveedor, estaría seguro de:

- Valoramos **SUS IDEAS Y NECESIDADES**: son lo que impulsa nuestra producción y desarrollo de productos,
- Valoramos nuestras relaciones, somos leales e involucrados - el equipo de exportación de ZAP siempre está listo para escucharlo, responder de manera rápida y competente - sentirá que **NOS PREOCUPAMOS POR TI**,
- Valoramos **LA CALIDAD QUE NECESITAS**: estamos orgullosos de estar dirigidos por Lech Sznajder, que tiene 40 años de experiencia en la construcción de baterías - él es el guardián de la calidad.

Tiene en sus manos nuestro catálogo de productos.

Si encuentra aquí las baterías que necesita, se las entregaremos, si piensa en otros tipos, parámetros o perspectivas por favor comparte. Tus ideas con nosotros y si es realizable lo produciremos.

Saludos y gracias de antemano

Tomasz Fortuński

Director de ventas de exportación



THE POWER COMPANY

AGM Technology Absorbent Glass Mat



AGM SPECIAL

CÓDIGO DE CATÁLOGO	PARAMETROS		ESPECIFICACIONES TÉCNICAS						
	CAPACIDAD Ah(20H)	EN(A)	DIMENSIONES (mm)			CAJA	POLOS TERMINALES	POLARIDAD	MONTAJE INFERIOR
560 02	60	630				L2	1	0	B13
570 02	70	760				L3	1	0	B13
580 02	80	800				L4	1	0	B13
595 02	95	850				L5	1	0	B13
605 02	105	950				L6	1	0	B13

AGM SPECIAL



Producimos baterías desde
1925

AGM Technology Absorbent Glass Mat



AGM SPECIAL Truck

CÓDIGO DE CATÁLOGO	PARAMETROS		ESPECIFICACIONES TÉCNICAS						
	CAPACIDAD AH(20H)	EN(A)	DIMENSIONES (mm)			CAJA	POLOS TERMINALES	POLARIDAD	MONTAJE INFERIOR
620 02	C5 100	1000				D7	1	2	B00
640 02*	140	800				D4	1	3	B00
680 02	180	1000				D5	1	3	B00
725 02	225	1150				D6	1	3	B00

*disponible Q1 2021

AGM SPECIAL Truck



AGM Technology Absorbent Glass Mat



AGM Solar/Marine

CÓDIGO DE CATÁLOGO	PARAMETROS		ESPECIFICACIONES TÉCNICAS						
	CAPACIDAD c5Ah/c20Ah/c100Ah	TENSIÓN	DIMENSIONES (mm)			CAJA	POLOS TERMINALES	POLARIDAD	MONTAJE INFERIOR
857 03*	52/70/75	12				L3	1	0	B13
857 04*	52/70/75	12				L3	1	1	B13
859 03*	67/90/95	12				L5	1	0	B13
860 03*	85/100/105	12				D2	1	0	B01
866 03*	130/160/170	12				D5	1	3	B00
870 53*	170/205/220	12				D6	1	3	B00

*disponible Q1 2021

AGM Solar/Marine

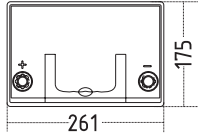
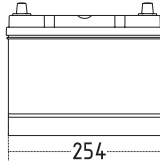
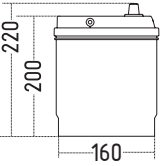
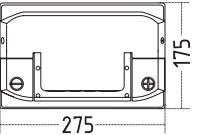
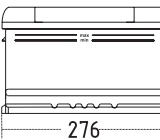
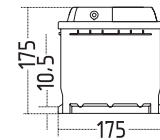
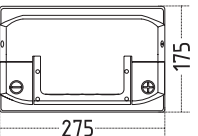
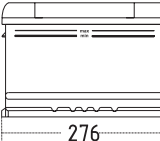
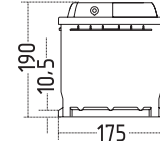
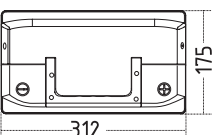
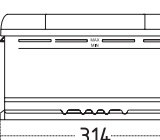
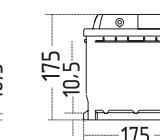
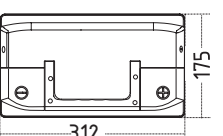
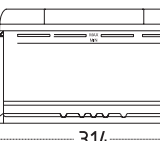
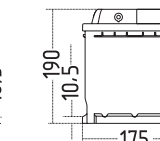
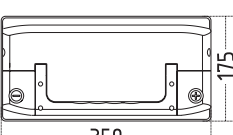

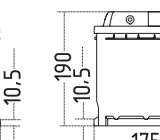
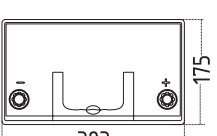
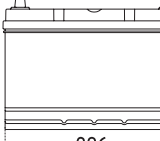
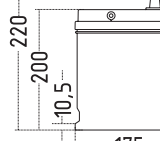
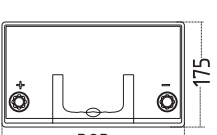

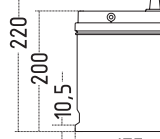
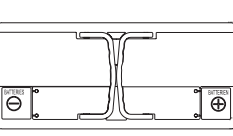
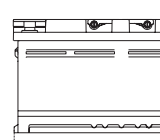
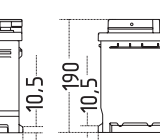
EFB Technology Enhanced Flooded Battery



Carbon EFB

CÓDIGO DE CATÁLOGO	PARAMETROS		ESPECIFICACIONES TÉCNICAS						
	CAPACIDAD AH(20H)	EN(A)	DIMENSIONES (mm)			CAJA	POLOS TERMINALES	POLARIDAD	MONTAJE INFERIOR
550 05	50	450				L1	1	0	B13
550 08	50	450				LB1	1	0	B13
560 08	60	550				LB2	1	0	B13
562 05	62	550				L2	1	0	B13
565 46 ASIAN	65	620				D23	1	0	B00
570 46 ASIAN	70	630				D26	1	0	B00

Carbon EFB

CÓDIGO DE CATÁLOGO	PARAMETROS		ESPECIFICACIONES TÉCNICAS						
	CAPACIDAD Ah(20H)	EN(A)	DIMENSIONES (mm)			CAJA	POLOS TERMINALES	POLARIDAD	MONTAJE INFERIOR
570 47 <i>ASIAN</i>	70	630				D26	1	1	B00
575 08	75	720				LB3	1	0	B13
577 05	77	750				L3	1	0	B13
580 08	80	750				LB4	1	0	B13
585 05	85	750				L4	1	0	B13
600 05	100	800				L5	1	0	B13
600 46 <i>ASIAN</i>	100	800				D31	1	0	B01
600 47 <i>ASIAN</i>	100	800				D31	1	1	B01
610 05	110	920				L6	1	0	B13

Carbon EFB



EFB Technology Enhanced Flooded Battery



Carbon EFB Truck

CÓDIGO DE CATALÓGO	PARAMETROS		ESPECIFICACIONES TÉCNICAS						
	CAPACIDAD AH(20H)	EN(A)	DIMENSIONES (mm)			CAJA	POLOS TERMINALES	POLARIDAD	MONTAJE INFERIOR
640 05	140	1000				D4	1	3	B00
680 05	180	1100				D5	1	3	B00
725 05	225	1200				D6	1	3	B00

Carbon EFB Truck



Calcium Technology

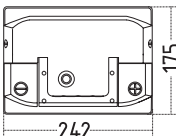
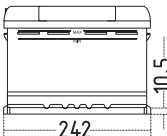
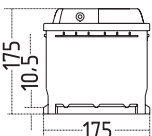
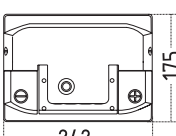
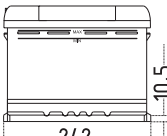
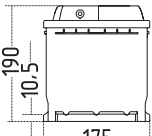
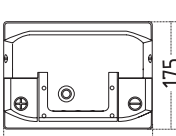
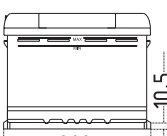
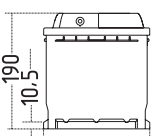
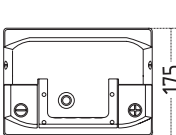
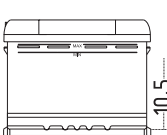
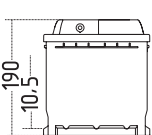
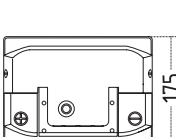
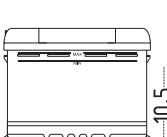
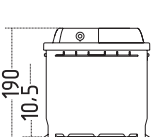
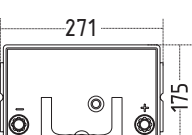
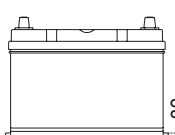
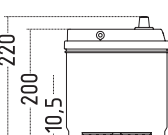
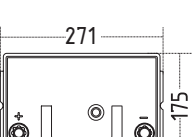
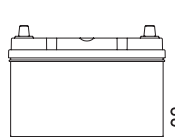
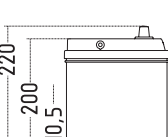
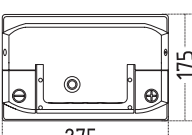
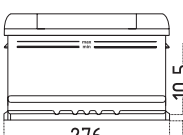
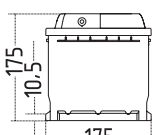
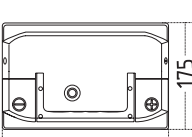
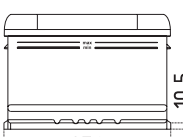
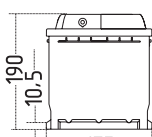
Ca/Ca

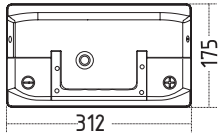
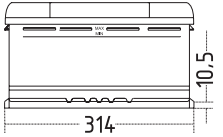
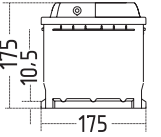
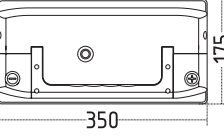
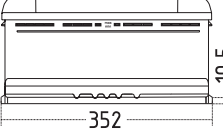
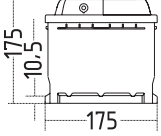
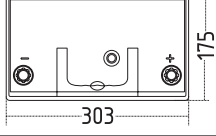
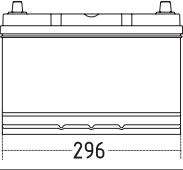
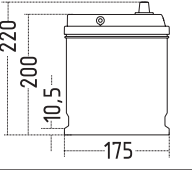
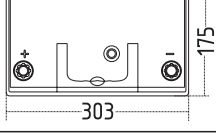

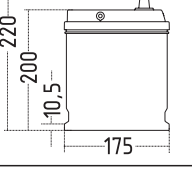
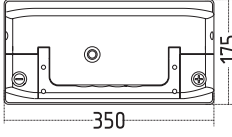

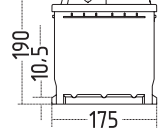


SILVER Premium

CÓDIGO DE CATÁLOGO	PARAMETROS		ESPECIFICACIONES TÉCNICAS						
	CAPACIDAD AH(20H)	EN(A)	DIMENSIONES (mm)			CAJA	POLOS TERMINALES	POLARIDAD	MONTAJE INFERIOR
544 35	44	440				L1	1	0	B13
544 45	44	450				LB1	1	0	B13
545 70 ASIAN	45	360				B24	3+A	0	B00
545 72 ASIAN	45	360				B24	3+A	1	B00
552 45	52	500				LB1	1	0	B13
554 35	54	500				L1	1	0	B13

SILVER Premium

CÓDIGO DE CATALOGO	PARAMETROS		ESPECIFICACIONES TÉCNICAS						
	CAPACIDAD Ah(20H)	EN(A)	DIMENSIONES (mm)			CAJA	POLOS TERMINALES	POLARIDAD	MONTAJE INFERIOR
564 45	64	620				LB2	1	0	B13
565 35	65	620				L2	1	0	B13
565 36	65	620				L2	1	1	B13
570 35	70	620				L2	1	0	B13
570 36	70	620				L2	1	1	B13
575 50 ASIAN	75	700				D26	1	0	B05
575 52 ASIAN	75	700				D26	1	1	B05
578 45	78	750				LB3	1	0	B13
580 35	80	760				L3	1	0	B13

CÓDIGO DE CATÁLOGO	PARAMETROS		ESPECIFICACIONES TÉCNICAS						
	CAPACIDAD Ah(20H)	EN(A)	DIMENSIONES (mm)			CAJA	POLOS TERMINALES	POLARIDAD	MONTAJE INFERIOR
585 45	85	800				LB4	1	0	B13
590 45	90	800				LB5	1	0	B13
595 50 ASIAN	95	760				D31	1	0	B01
595 52 ASIAN	95	760				D31	1	1	B01
600 35	100	900				L5	1	0	B13

SILVER Premium



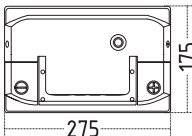
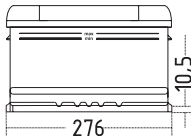
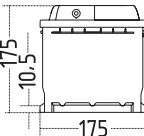
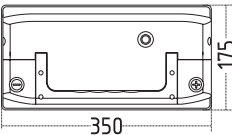
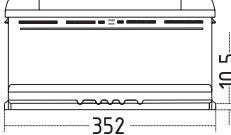
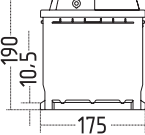
Calcium Technology Ca/Ca



Vector

CÓDIGO DE CATÁLOGO	PARAMETROS		ESPECIFICACIONES TÉCNICAS						
	CAPACIDAD Ah(20H)	EN(A)	DIMENSIONES (mm)			CAJA	POLOS TERMINALES	POLARIDAD	MONTAJE INFERIOR
544 84	44	400				LB1	1	0	B13
550 84	50	500				LB1	1	0	B13
555 82	55	520				L2	1	0	B13
560 84	60	600				LB2	1	0	B13
560 86	60	600				LB2	1	1	B13
575 82	75	720				L3	1	0	B13

Vector

CÓDIGO DE CATÁLOGO	PARAMETROS		ESPECIFICACIONES TÉCNICAS						
	CAPACIDAD AH(20H)	EN(A)	DIMENSIONES (mm)			CAJA	POLOS TERMINALES	POLARIDAD	MONTAJE INFERIOR
575 84	75	720				LB3	1	0	B13
600 82	100	840				L5	1	0	B13

Vector



Producimos baterías desde
1925





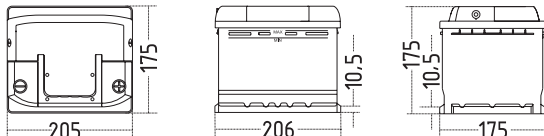


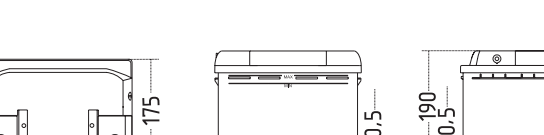
Calcium Technology Ca/Ca



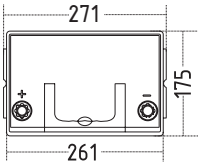
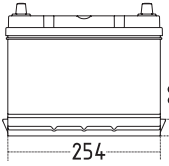
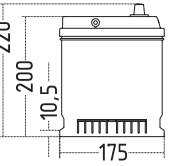
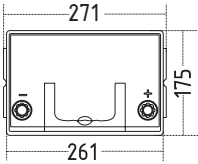
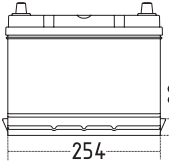
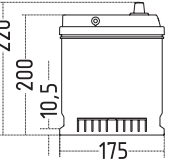
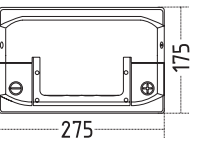
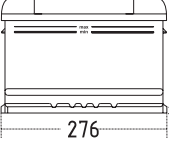
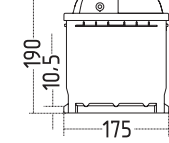
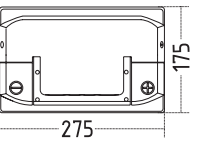
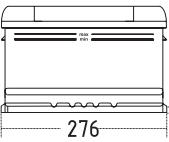
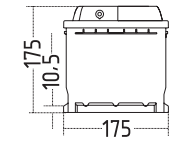
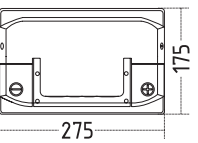
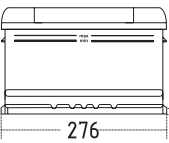
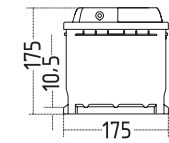
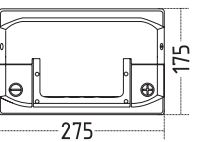
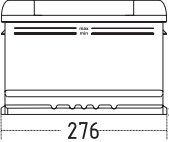
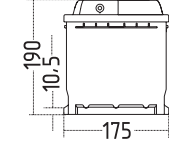
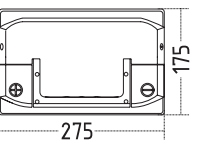
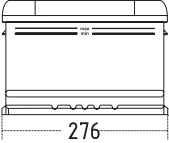
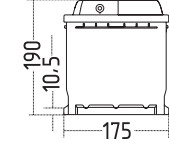
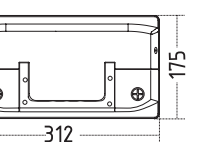
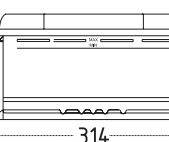
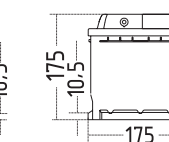
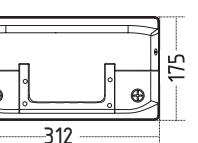
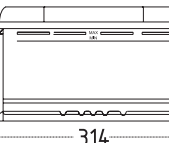
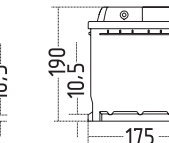
Eagle Calcium

CÓDIGO DE CATÁLOGO	PARAMETROS		ESPECIFICACIONES TÉCNICAS						
	CAPACIDAD AH(20H)	EN(A)	DIMENSIONES (mm)			CAJA	POLOS TERMINALES	POLARIDAD	MONTAJE INFERIOR
538 58	38	300				LB1	1	0	B13
540 77 ASIAN	40	300				B19	3	0	BA01
540 79 ASIAN	40	300				B19	3	1	BA01
543 08	43	340				L0	1	0	B03
545 23 ASIAN	45	340				B24	3+A	0	B00
545 24 ASIAN	45	340				B24	3+A	1	B00

EAGLE Calcium

CÓDIGO DE CATÁLOGO	PARAMETROS		ESPECIFICACIONES TÉCNICAS					
	CAPACIDAD AH(20H)	EN(A)	DIMENSIONES (mm)			CAJA	POLOS TERMINALES	POLARIDAD
545 58	45	370		LB1	1	0	B13	
545 59	45	360		L1	1	0	B13	
545 65	45	360		L1	1	1	B13	
545 77 ASIAN	45	340		E2	1	0	B01	
545 79 ASIAN	45	340		E2	1	1	B03	
550 58	50	420		LB1	1	0	B13	
550 59	50	420		L1	1	0	B13	
555 59	55	460		L2	1	0	B13	
555 65	55	460		L2	1	1	B13	

CÓDIGO DE CATALOGO	PARAMETROS		ESPECIFICACIONES TÉCNICAS						
	CAPACIDAD Ah(20H)	EN(A)	DIMENSIONES (mm)			CAJA	POLOS TERMINALES	POLARIDAD	MONTAJE INFERIOR
560 23 ASIAN	60	480				D23	1	0	B01
560 48 ASIAN	60	400				D26	1	0	B05
560 49 ASIAN	60	400				D26	1	1	B05
560 68 ASIAN	60	480				D23	1	0	B00
560 69 ASIAN	60	480				D23	1	1	B00
562 58	62	520				LB2	1	0	B13
562 59	62	520				L2	1	0	B13
562 65	62	520				L2	1	1	B13
565 30	65	640				LB3	1	0	B13

CÓDIGO DE CATALOGO	PARAMETROS		ESPECIFICACIONES TÉCNICAS						
	CAPACIDAD AH(20H)	EN(A)	DIMENSIONES (mm)			CAJA	POLOS TERMINALES	POLARIDAD	MONTAJE INFERIOR
570 24 ASIAN	70	540				D26	1	1	B05
570 29 ASIAN	70	540				D26	1	0	B05
570 38	70	600				L3	1	0	B13
570 58	70	640				LB3	1	0	B13
572 58	72	680				LB3	1	0	B13
574 12	74	680				L3	1	0	B13
574 14	74	680				L3	1	1	B13
580 14	80	700				LB4	1	0	B13
585 42	85	700				L4	1	0	B13

CÓDIGO DE CATÁLOGO	PARAMETROS		ESPECIFICACIONES TÉCNICAS						
	CAPACIDAD Ah(20H)	EN(A)	DIMENSIONES (mm)			CAJA	POLOS TERMINALES	POLARIDAD	MONTAJE INFERIOR
585 65	85	700				L4	1	1	B13
588 27	88	680				L5	1	0	B13
592 18	92	720				L5	1	0	B13
600 32 ASIAN	100	680				D31	1	0	B01
600 33 ASIAN	100	680				D31	1	1	B01
600 38	100	760				L5	1	0	B13
600 65	100	760				L5	1	1	B13

EAGLE Calcium




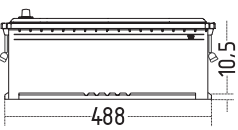
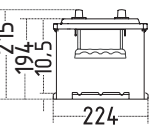

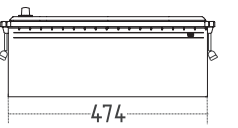
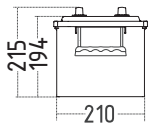

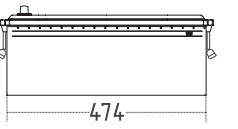
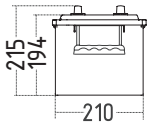
Technology Ca/Ca HEAVY DUTY



Truck PRO

CÓDIGO DE CATALOGO	PARAMETROS		ESPECIFICACIONES TÉCNICAS						
	CAPACIDAD Ah(20H)	EN(A)	DIMENSIONES (mm)			CAJA	POLOS TERMINALES	POLARIDAD	MONTAJE INFERIOR
610 11 HEAVY DUTY	110	780				D2	1	0	B01
620 11 HEAVY DUTY	120	870				D2	1	0	B01
620 12 HEAVY DUTY	120	870				D2	1	1	B01
635 44 HEAVY DUTY	135	900				MAC	1	3	B03
670 18 HEAVY DUTY	170	950				D5	1	3	B00
680 13 HEAVY DUTY	180	1000				D5	1	3	B00

Truck PRO

CÓDIGO DE CATALOGO	PARAMETROS		ESPECIFICACIONES TÉCNICAS						
	CAPACIDAD AH(20H)	EN(A)	DIMENSIONES (mm)			CAJA	POLOS TERMINALES	POLARIDAD	MONTAJE INFERIOR
680 33 HEAVY DUTY	180	1000				D5	1	3	B13
690 13 HEAVY DUTY	190	1050				D5	1	3	B00
700 13 HEAVY DUTY	200	1100				D5	1	3	B00

Truck PRO



Producimos baterías desde
1925

SZNAJDER
BATTERIEN®

Technology Ca/Ca

SUPER HEAVY DUTY

HEAVY DUTY



Truck Professional

CÓDIGO DE CATÁLOGO	PARAMETROS		ESPECIFICACIONES TÉCNICAS						
	CAPACIDAD Ah(20H)	EN(A)	DIMENSIONES (mm)			CAJA	POLOS TERMINALES	POLARIDAD	MONTAJE INFERIOR
610 14 HEAVY DUTY	110	750				D2	1	0	B01
625 13 HEAVY DUTY	125	690				D4	1	3	B00
625 27 HEAVY DUTY	125	690				D4	1	4	B03
645 20 HEAVY DUTY	145	800				D4	1	3	B00
643 14 HEAVY DUTY	143	950				D5	1	3	B00
643 89 HEAVY DUTY	143	950				D5	1	4	B13

Truck Professional

CÓDIGO DE CATÁLOGO	PARAMETROS		ESPECIFICACIONES TÉCNICAS						
	CAPACIDAD Ah(20H)	EN(A)	DIMENSIONES (mm)			CAJA	POLOS TERMINALES	POLARIDAD	MONTAJE INFERIOR
670 19 HEAVY DUTY	170	950				D5	1	3	B00
680 14 HEAVY DUTY	180	1000				D5	1	3	B00
680 89 HEAVY DUTY	180	1000				D5	1	4	B13
690 14 HEAVY DUTY	190	1050				D5	1	3	B00
700 14 HEAVY DUTY	200	1100				D5	1	3	B00
700 15 HEAVY DUTY	200	1100				D6	1	3	B00
725 11 SUPER HEAVY DUTY	225	1150				D6	1	3	B00

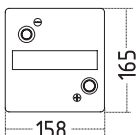

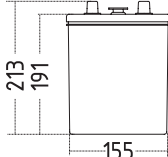

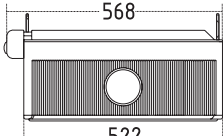
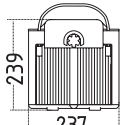
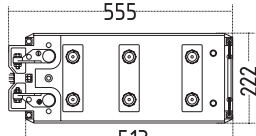
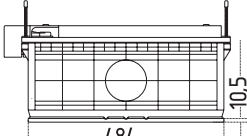
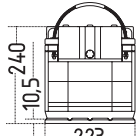
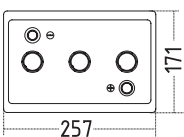
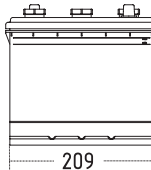
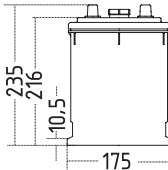
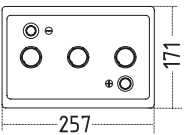
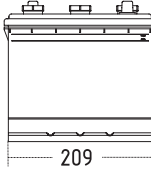
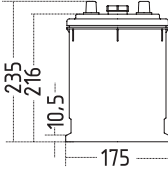
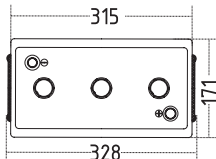
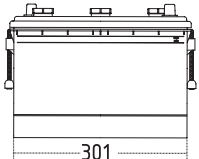
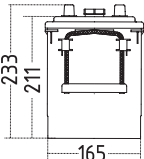
Truck Professional



Hybrid Technology HEAVY DUTY



Special

CÓDIGO DE CATÁLOGO	PARAMETROS			ESPECIFICACIONES TÉCNICAS						
	CAPACIDAD Ah(20H)	EN(A)	TENSIÓN	DIMENSIONES (mm)			CAJA	POLOS TERMINALES	POLARIDAD	MONTAJE INFERIOR
080 01	80	600	6				M2	1	0	B00
107 00 HEAVY DUTY	70	600	24				SEL	6	4	B00
118 00 HEAVY DUTY	180	1000	12				SPK	6	4	B03
112 84 HEAVY DUTY	112	720	6				M4	1	0	B01
140 84 HEAVY DUTY	140	900	6				M4	1	0	B01
165 68 HEAVY DUTY	165	900	6				M5	1	0	B00

Special

NUMER KATALOGOWY	PARAMETRY			SPECYFIKACJA TECHNICZNA						
	POJEMNOŚĆ c20 Ah	PRĄD ROZRUCHU wg IEN)	NAPIĘCIE	WYMIARY (mm)			BLOK	BIEGUNY	UKŁAD OGNIW	MOCOWANIE
200 56 HEAVY DUTY	200	1150	6		M6	1	0	B00		
200 58 HEAVY DUTY	200	1150	6		M6	RA	0	B00		
215 56 HEAVY DUTY	215	1100	6		M6	1	0	B00		
260 56 HEAVY DUTY	260	1300	6		M6	1	0	B00		
610 23 HEAVY DUTY	110	900	12		D7	1	2	B00		
625 23 HEAVY DUTY	125	1000	12		D7	1	2	B00		
645 38 HEAVY DUTY	145	900	12		F21	1	0	B00		
665 67 HEAVY DUTY	165	850	12		D67	1	0	B00		

Special

Producimos baterías desde
1925

SZNAJDER
BATTERIEN


Technology Ca/Ca HEAVY DUTY



FARMER 6V

CÓDIGO DE CATÁLOGO	PARAMETROS			ESPECIFICACIONES TÉCNICAS						
	CAPACIDAD AH(20H)	EN(A)	TENSIÓN	DIMENSIONES (mm)			CAJA	POLOS TERMINALES	POLARIDAD	MONTAJE INFERIOR
165 17 HEAVY DUTY	165	900	6				H1	1	0	B01
195 17 HEAVY DUTY	195	1100	6				H1	1	0	B01
215 17 HEAVY DUTY	215	1150	6				H1	1	0	B01

FARMER 6V



Calcium Technology Ca/Ca



ENERGY Plus

CÓDIGO DE CATALÓGO	PARAMETROS		ESPECIFICACIONES TÉCNICAS						
	CAPACIDAD c5Ah/c20Ah/c100Ah	ENIAI	DIMENSIONES (mm)			CAJA	POLOS TERMINALES	POLARIDAD	MONTAJE INFERIOR
956 07	50/60/70	460				L2	1	0	B13
958 07	60/80/90	600				L3	1	0	B13
960 07	75/100/110	720				L5	1	0	B13
961 07	82/110/120	680				D2	1	0	B01
964 07	115/140/150	640				D4	1	3	B00
968 07	145/180/190	1000				D5	1	3	B00

ENERGY Plus

Calcium Technology Ca/Ca



MARINE

CÓDIGO DE CATÁLOGO	PARAMETROS		ESPECIFICACIONES TÉCNICAS						
	CAPACIDAD c5Ah/c20Ah/c100Ah	TENSIÓN	DIMENSIONES (mm)			CAJA	POLOS TERMINALES	POLARIDAD	MONTAJE INFERIOR
857 50	60/75/90	12				L3	1	0	B13
857 51	60/75/90	12				L3	1	1	B13
860 00	75/100/110	12				L5	1	0	B13

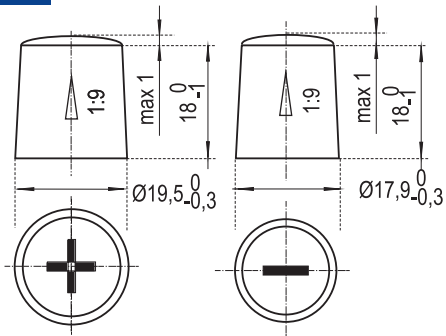
MARINE



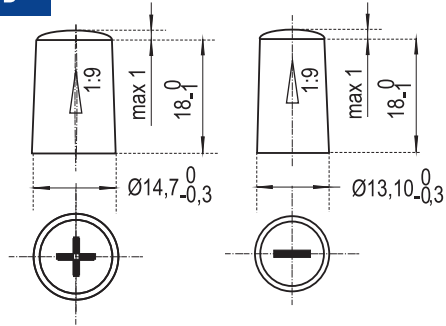


POLOS/TERMINALES

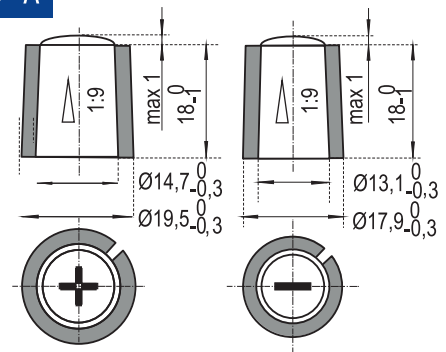
1



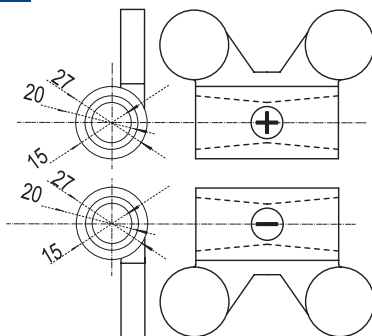
3



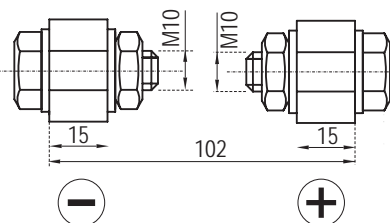
3+A



5

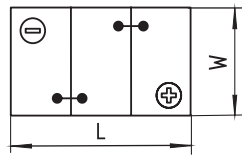


6

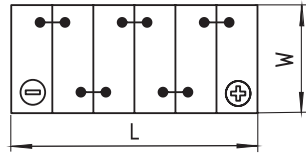


POLARIDAD

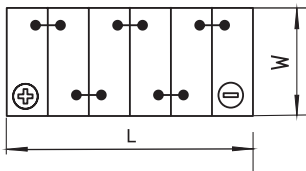
0/6V



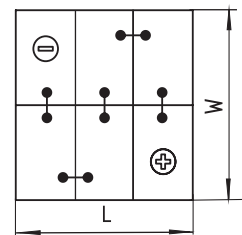
0/12V



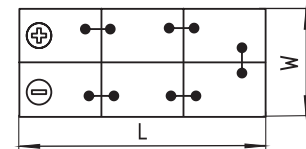
1/12V



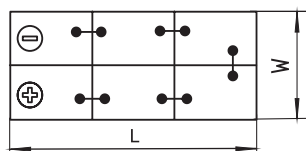
2/12V



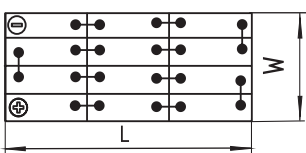
3/12V



4/12V

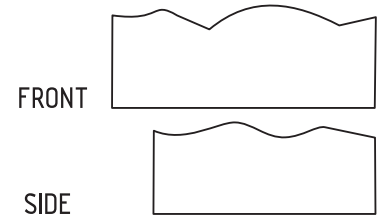


4/24V

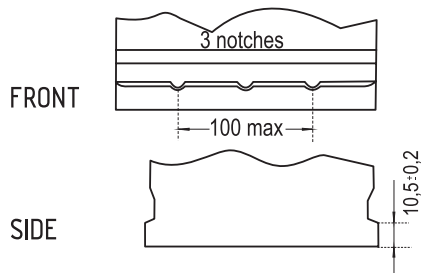


MONTAJE INFERIOR

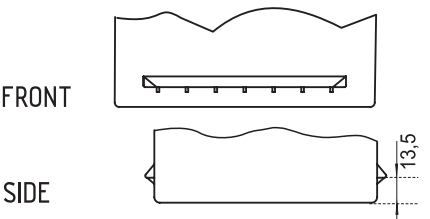
B00



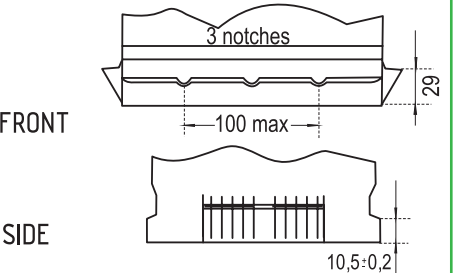
B01



BA1



B05



B13

